

1970

HALF A CENTURY OF MASTERY


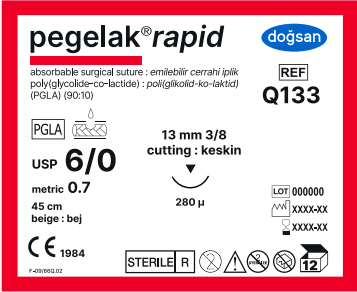

doğsan


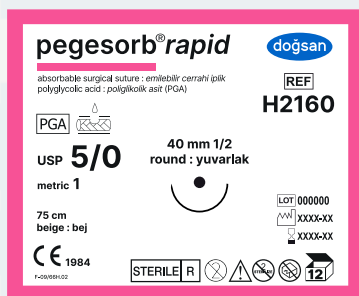
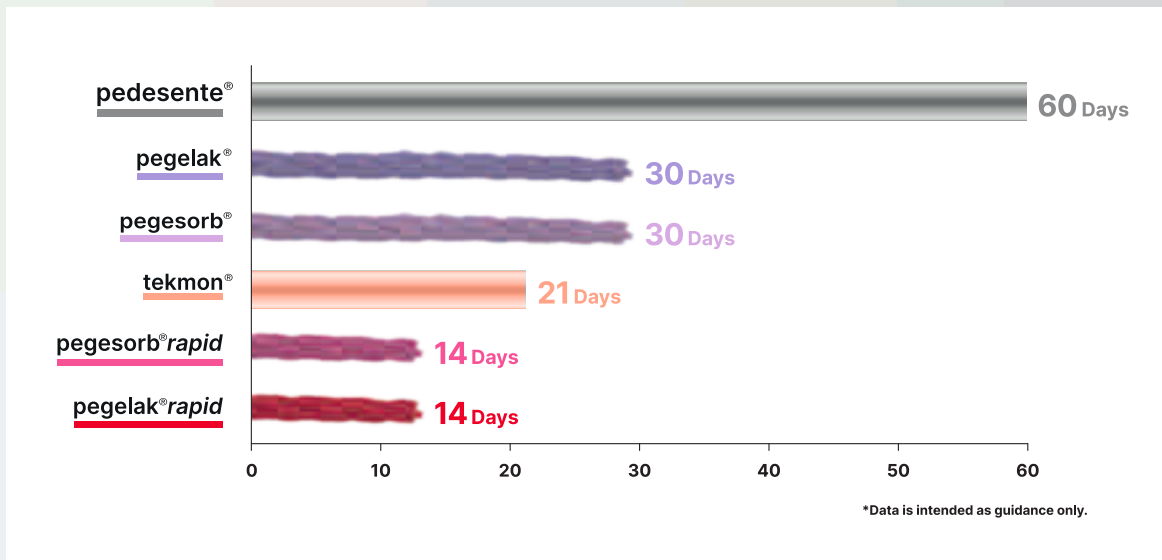
surgical sutures



ABSORBABLE SUTURES

Doğsan absorbable sutures are made of synthetic polymers with predictable absorption profiles and are available as monofilament and multifilament (braided). Braided sutures are coated to increase smoothness to glide through the tissue. The absorbable suture types support the wound at varying durations to offer the surgeons the best choice for each application.

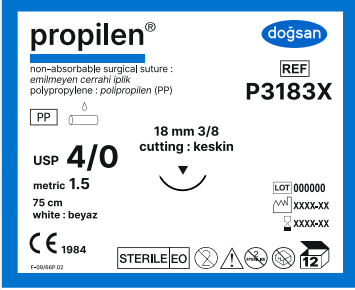

			
Material	polyglycolic acid (90%)-co-L-lactid acid (10%), PGLA [copolymer of glycolide ve L-lactide (90:10)]	polyglycolic acid (90%)-co-L-lactid acid (10%), PGLA [Copolymer of glycolide and L-lactide (90:10)]	Polyglycolic acid, PGA 100%
Structure	Braided (multifilament)	Braided (multifilament)	Braided (multifilament)
Coating	Poly (Glycolide-co-L-lactide) & calcium stearate	Poly (Glycolide-co-L-lactide) & calcium stearate	Poly (Glycolide-co-L-lactide) & calcium stearate
Colour & USP Range	Violet / Undyed (beige), 6/0 – 2	Undyed (beige), 6/0 - 2	Violet /undyed (beige), 8/0 - 2
Sterilization	EO	Gamma Irradiation	EO
Wound Support	30 days	14 days	30 days
Absorption	Approximately 56-70 days	Approximately 40-45 days	Approximately 60-90 days
Characteristics	High tensile strength, excellent knot security, easy handling, smooth tissue passage, easy knotting and tie down	Quick absorption, excellent knot security, easy handling, smooth tissue passage, easy knotting and tie down	High tensile strength, excellent knot security, easy handling, reliable absorbability, smooth tissue passage, easy knotting and tie down
Intended Use	General soft tissue approximation, subcutaneous/intracutan, ligation, fascia, peritoneum, laparoscopic incision closure, ophthalmic surgery, hernia repairment, cholecystectomy, gastrointestinal surgery, orthopedic surgery, urology, plastic surgery, uterus, joint capsule.	Minor surgical operations, pediatric surgery, episiotomy, oral surgery, hair wound, skin closure, emergency surgery, subcuticular.	General soft tissue approximation, subcutaneous/intracutan, ligation, fascia, peritoneum, laparoscopic incision closure, ophthalmic surgery, hernia repairment, cholecystectomy, gastrointestinal surgery, orthopedic surgery, urology, plastic surgery.



Polyglycolic acid, PGA 100%	Poly [glycolide (75%) -co-caprolactone (25%)], PGCL	Polydioxanone, PDO 100%
Braided (multifilament)	Monofilament	Monofilament
Poly (Glycolide-co-L-lactide) & calcium stearate	-	-
Undyed (beige), 6/0 - 2	Violet/Undyed 6/0 - 2	Violet / Undyed, 7/0 - 2
Gamma Irradiation	EO	EO
14 days	21 days	60 days
Approximately 40-45 days	Approximately 90-120 days	Approximately 180-210 days
Quick absorption, excellent knot security, easy handling, smooth tissue passage, easy knotting and tie down.	High tensile strength, ideal smoothness of monofilament, good handling and knotting, high pliability.	Long term wound support, ideal smoothness, ideal for loop technique, high tensile strength.
Minor surgical operations, pediatric surgery, episiotomy, oral surgery, hair wound, skin closure, emergency surgery, subcuticular.	Dermis/subcuticular (fat), subcutaneous (fat), ligation, peritoneum, stomach, small intestine, colon, bladder, uterus, vaginal canal, plastic surgery.	Fascia, rectum, colon, esophagus, pediatric cardiovascular, tendon, meniscus, cesarean section, anal sphincter, urinary tract wall, cancer patients, diabetic patients, obese patients, abdominal wall closure, ligament and tendon repair, intestinal anastomoses.

NON-ABSORBABLE SUTURES

Doğsan non-absorbable sutures are available as monofilament and multifilament (braided). Braided sutures are coated to decrease capillarity and to increase smoothness. Non-absorbable Doğsan sutures are used in all branches of surgery especially cardiovascular and plastic surgery.

			
Material	Polypropylene	Polyvinylidene fluoride (PVDF)	Polyamide 66
Structure	Monofilament	Monofilament	Monofilament
Coating	-	-	-
Colour & USP Range	Blue 10/0 - 2	Blue 7/0 - 2	Blue 7/0 - 2, Black 11/0 - 8/0
Sterilization	EO	EO	EO
Characteristics	High tensile strength, excellent knot security, high softness & flexibility minimum tissue reaction, ideal in infected tissues, excellent and permanent tissue support, excellent knot tie down, soft passage through the tissues without sawing, tissue drag and traumatism, good handling, guaranteed tightness, absence of capillarity with no support of bacterial growth.	Highest tensile strength, high knot security, excellent pliability & flexibility, minimum tissue reaction, ideal in infected tissues, excellent and permanent tissue support, excellent knot tie down, soft passage through the tissues without sawing, tissue drag, good handling, guaranteed tightness, absence of capillarity with no support of bacterial growth.	Very high tensile strength, excellent knot security, secure knot positioning, easy handling, flexible, smooth passage through the tissue, excellent and permanent tissue support, excellent knot tie down, soft passage through the tissues without sawing, tissue drag and traumatism, good handling, guaranteed tightness, absence of capillarity with no support of bacterial growth.
Intended Use	Ideal suture for cardiovascular surgery, plastic and reconstructive surgery, soft tissue approximation, ligation, with PTFE pledget accessory option special applications in cardiovascular surgery, subcuticular.	Cardiovascular and thoracic surgery, plastic and reconstructive surgery, ophthalmology, neurosurgery, soft tissue approximation, ligation, subcuticular.	Ideal suture for microsurgery, neurosurgery and ophthalmology, plastic and reconstructive surgery, soft tissue approximation, ligation, drain fixation.



ipek/silk doğan

non-absorbable surgical suture :
emilimsiz cerrahi iplik
silk : ipek

REF
S5508

USP 2/0 50 mm
metric 3 straight - cutting : düz - keskin

75 cm
black : siyah

LOT 000000
XXXX-XX
XXXX-XX

CE 1984 STERILE EO

politer® doğan

non-absorbable surgical suture :
emilimsiz cerrahi iplik
polyester : polyester (PET)

REF
R52502

PET 25 mm 1/2
round - double : yuvarlak - çift

USP 2/0
metric 3

75 cm
green : yeşil

LOT 000000
XXXX-XX
XXXX-XX

CE 1984 STERILE EO

Silk Natural

Polyethylene terephthalate
(polyester)

Braided (multifilament)

Braided (multifilament)

Silicone based

Silicone based

Black 7/0 - 3 Blue 8/0 (virgin)

Green/White 6/0 - 5

EO

EO

Very high tensile strength, secure knot positioning, excellent knot security, easy to handle, elasticity, good knot tie down / adjustability, reduced capillary action, guaranteed tightness, soft passage through the tissues without sawing, tissue drag and traumatism.

Excellent tensile strength, excellent knot security, secure knot positioning, excellent handling, good knot tie down / adjustability, reduced capillary action, guaranteed tightness, soft passage through the tissues without sawing, tissue drag and traumatism.


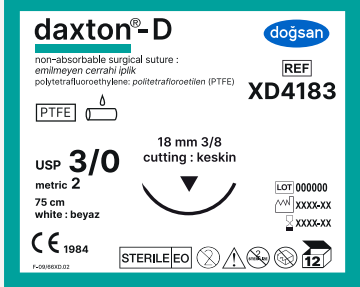
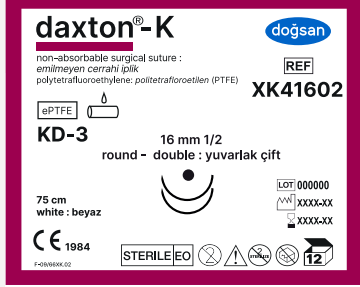
The most preferred suture material in all surgical branches, ophthalmology, soft tissue approximation, ligation.

Ideal suture for cardiovascular, implant and orthopedic surgeries, soft tissue approximation, ligation, prominent ear, strabismus repairs.



NON-ABSORBABLE SUTURES

Doğsan non-absorbable sutures are available as monofilament and multifilament (braided). Braided sutures are coated to decrease capillarity and to increase smoothness. Non-absorbable Doğsan sutures are used in all branches of surgery especially cardiovascular and plastic surgery


			
Material	Polyethylene terephthalate (polyester) with PTFE pledget accessory	Polytetrafluoroethylene (PTFE)	Polytetrafluoroethylene (ePTFE)
Structure	Braided (multifilament)	Monofilament	Monofilament, expanded/ micro porous structure
Coating	Silicone based	-	-
Colour & USP Range	Green / White 2/0	Undyed 2/0 - 6/0	Undyed KD5-KD1 (6/0-2-0)
Sterilizatio	EO	EO	EO
Characteristics	Excellent tensile strength, excellent knot security, secure knot positioning, excellent handling.	Compatible needle/suture diameters, excellent tensile strength, secure knot positioning, minimum plaque formation, minimum tissue reaction, easy handling, high softness and minimal surface friction, elasticity.	Compatible needle/suture diameters, excellent tensile strength, secure knot positioning, minimum plaque formation, minimum tissue reaction, easy handling, high softness and minimal surface friction, elasticity.
Intended Use	Ideal suture kit for valve repairment for cardiovascular surgery.	Ideal suture for vascular graft anastomosis, robotic surgery, and cardiovascular surgery. Ideal suture for periodontal, dental bone graft and implant surgery.	Ideal suture for vascular graft anastomosis, robotic surgery and cardiovascular surgery.



dopace® doğsan

Temporary pacing wire : geçici pace telli
 non-absorbable : emilmeyen
 PE insulated 316L stainless steel wire :
 PE izolasyonlu 316L paslanmaz çelik tel


REF
E5603W

12 mm anchor : çapallı  60 mm straight : düz cutting : keskin breakaway needle : kırılabilir iğne

USP **2/0** metric 3 25 mm 1/2 round : yuvarlak

60 cm blue : mavi

LOT 000000
 XXXX-XX
 XXXX-XX

CE 1984 STERILE EO 

tektel® doğsan

non-absorbable surgical stainless steel wire:
 emilmeyen cerrahi paslanmaz çelik tel

REF
E0551


USP **6** metric 8 55 mm 1/2 cutting rotating heavy needle keskin döner iğne

4X45 cm

CE 1984

Doğsan Tıbbi Malzeme San. A.Ş.
 Riz Cad. 9/A, Ortahisar, Trabzon, Türkiye

LOT 000000
 XXXX-XX
 XXXX-XX

STERILE EO 

Twisted 316L stainless steel wire, with polyethylene (PE) coated (sheathed)

316L Stainless Steel Wire

-

Monofilament

-

-

-

Metallic grey 2-7

EO

EO

Intracorporeal curved needle and extracorporeal straight breakaway needle, with or without anchor. With anchor option no need for suture to fix it and less trauma on myocardium muscle.

360 ° rotating or fixed head with needle alternatives (Cutting, diamond, trocar point), very high tensile strength, minimum tissue reaction, easy pliability and handling.

Indicated for use as temporary cardiac pacing wire to transfer electrical energy along its length between the external pacemaker and the patient's heart for temporary cardiac pacing and intracardial ECG monitoring during and after open-heart surgery.

An ideal suture for secure sternotomy closure.

OUR NEEDLES

Name	Tip	Body	Symbol	Description
round bodied				<ul style="list-style-type: none"> The most popular and classic needle type. Use in all soft tissue approximation including cardiovascular surgery.
cutting	inside 			<ul style="list-style-type: none"> Edges are specially sharpened for an easy and smooth penetration. Cutting edge is inside the needle. Used in skin closures and in all applications requiring cutting needles.
	outside 			<ul style="list-style-type: none"> Edges are specially sharpened for an easy and smooth penetration. Cutting edge is outside the needle. Widely used in skin closures and especially in plastic surgery.
				<ul style="list-style-type: none"> Specially designed for cardiovascular surgery for calcified vessels and tough fibrous tissues. The body is pressed to square shape to increase resistance to bending. Tip is specially sharpened for superior penetration.
				<ul style="list-style-type: none"> Used where better visibility and prevention of reflection of the needle is required (eg when blood concentration is high) . Darkening of the metal is made by surface oxidation technique. Widely used in cardiovascular surgery.
spatulated				<ul style="list-style-type: none"> Both side edges and upper surface are cutting while the body is flattened. Widely used in ophthalmic surgery.
blunt				<ul style="list-style-type: none"> The tip of the needle sharpness of round bodied is reduced. Uses include repair of liver and sensitive friable tissues.
diamond				<ul style="list-style-type: none"> For better penetration and less tissue trauma, tip of the needle is sharpened. Widely used in cardiovascular/thoracic, orthopedic, obstetrics/ gynecologic surgery and repairs of tendons and fibrous tissues.
				<ul style="list-style-type: none"> Special geometry for easy penetration and high resistance to bending with a slim body. Widely used in plastic and cosmetic surgery and skin closures.

Doğsan Tıbbi Malzeme Sanayi A.Ş.

Sales and Marketing: Yıldız Cad. No: 55/1 Beşiktaş - İSTANBUL
Tel: 0 (212) 258 00 54 Faks: 0 (212) 227 47 74

Factory: Rize Cad. No: 91A Ortahisar - TRABZON
Tel: 0 (462) 334 06 90 Faks: 0 (462) 334 06 93

Branch Office: Hanımeli Sok. No:26-10 Sıhhiye - ANKARA
Tel: 0 (312) 231 58 06

E-mail: dogsan@dogsan.com.tr
www.dogsan.com.tr

